



Occupational diseases in Europe

Statistical study over 13 Countries


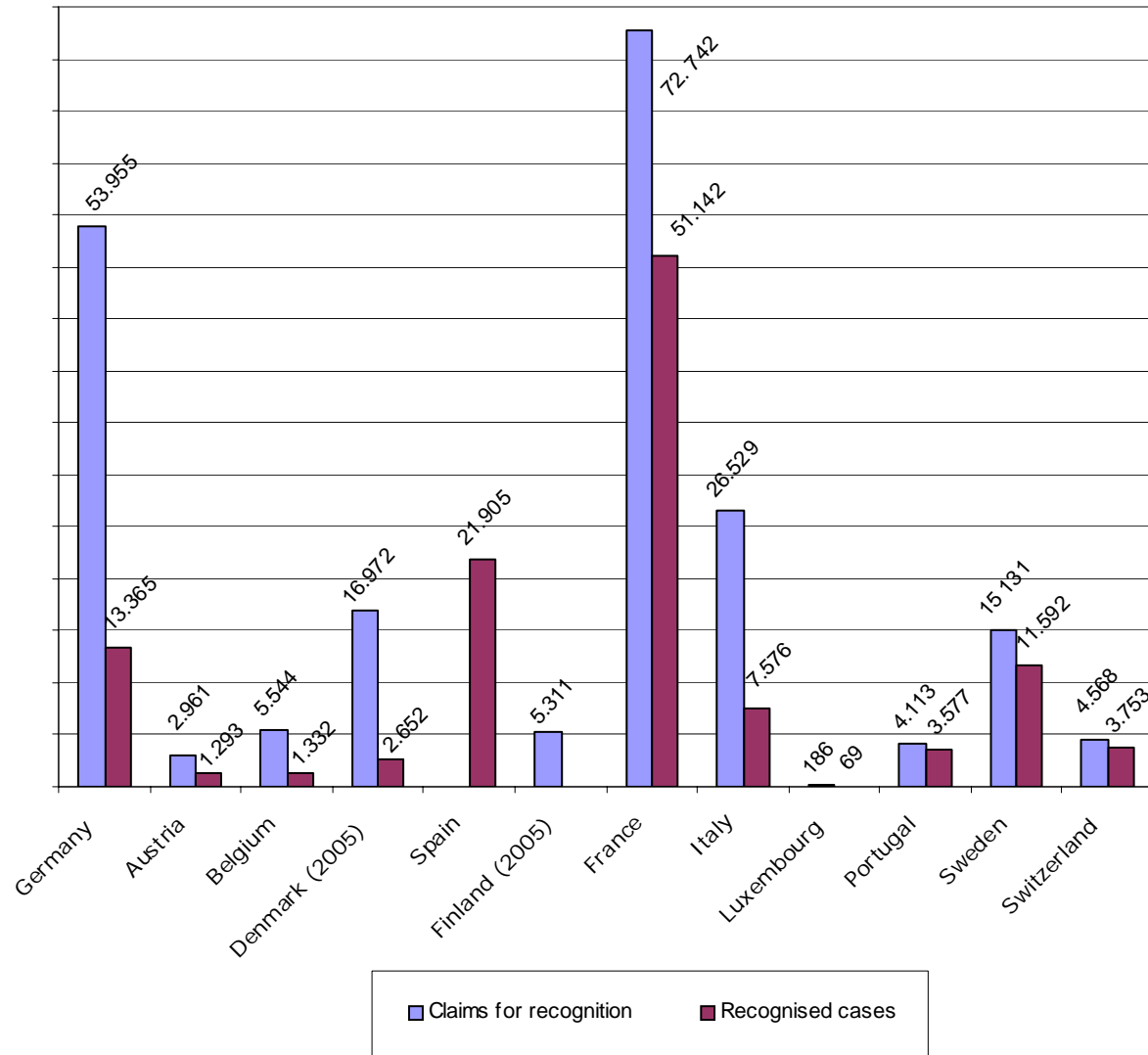
Christine Kieffer

Copenhagen Conference, 17th - 18th June 2008






Occupational diseases in 2006



Claims for recognition in 2006

Country	Number of claims for recognition for 100 000 insured persons	
	Year 2000	Year 2006
Germany	211	162
Austria	203	96
Belgium	277	223
Denmark	545	626 (2005)
Spain	-	-
Finland	238	253
France	237	401
Italy	160	132
Luxembourg	82	66
Portugal	55	80
Sweden	309	349
Switzerland	-	125

- Procedure of claim +/- open
- Good knowledge of the recognition system by the family doctor and the victim
- Attractiveness of the system for recognition and the system of compensation for the victim




Recognised cases in 2006

Country	Number of recognised cases for 100 000 insured persons	
	Year 2000	Year 2006
Germany	49	40
Austria	42	42
Belgium	112	54
Denmark	124	98 (2005)
Spain	160	141
Finland	64	-
France	177	282
Italy	33	38
Luxembourg	14	25
Portugal	27	70
Sweden	138	267
Switzerland	-	103

- Content of the national lists of ODs and legal criteria of recognition
- Specificities of certain Countries

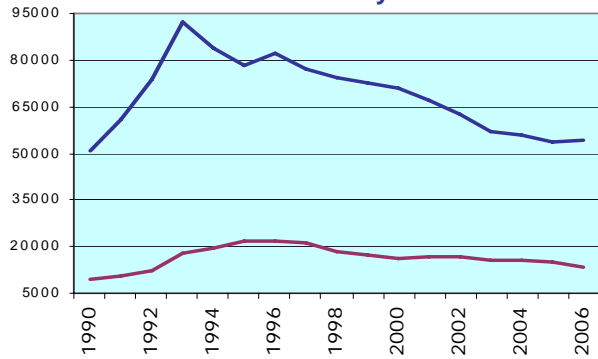
Example of France : very strong force of presumption given by the list

Example of Germany : Legal condition of stopping the dangerous occupation concerning certain diseases



Countries with downward trend

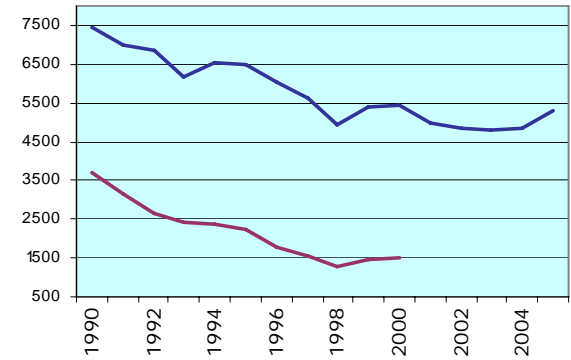
Germany



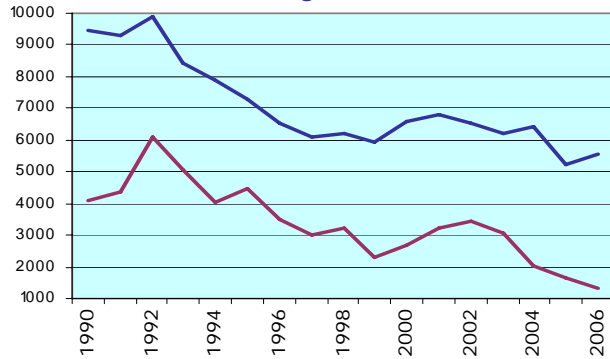
Traditional risks in diminution

- Rarefaction of certain dangerous industrial activities
- Success of prevention efforts


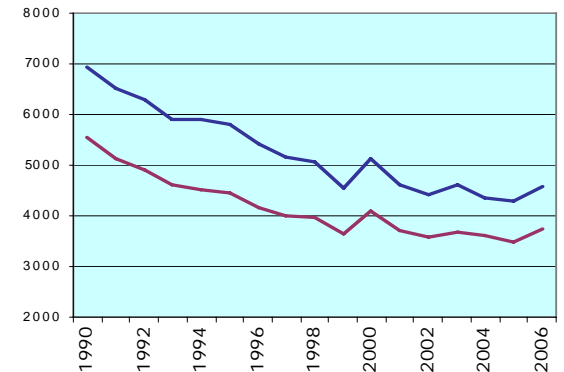
Finland



Belgium



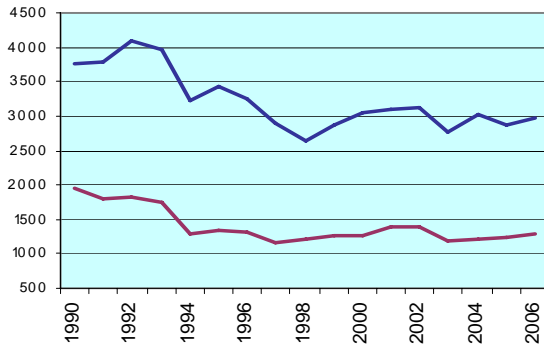
Switzerland



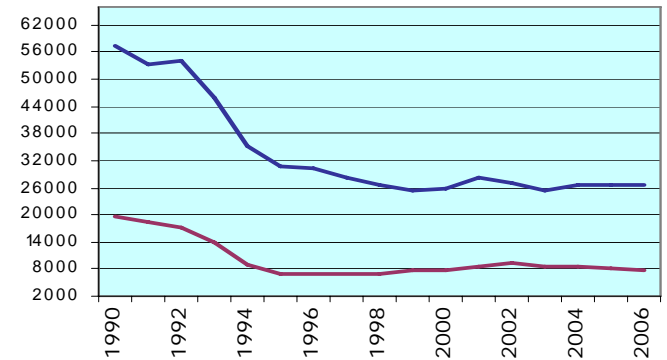


Countries with stable trend

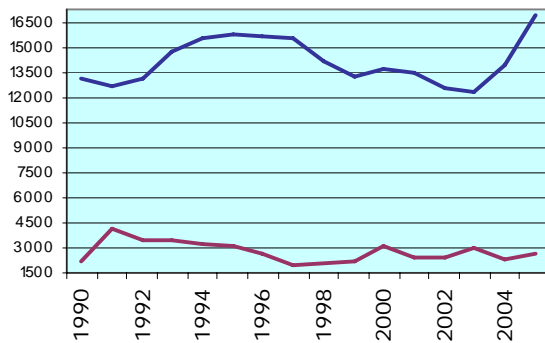
Austria




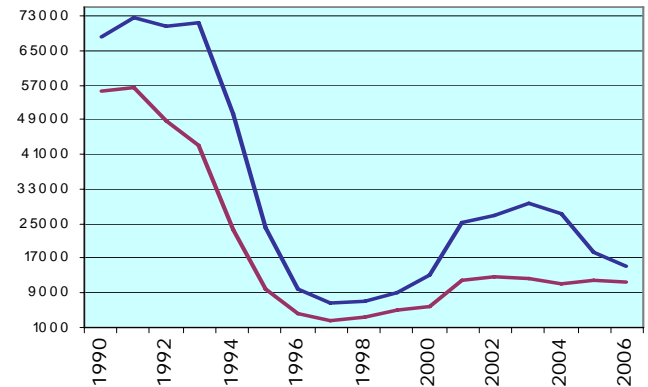
Italy



Denmark

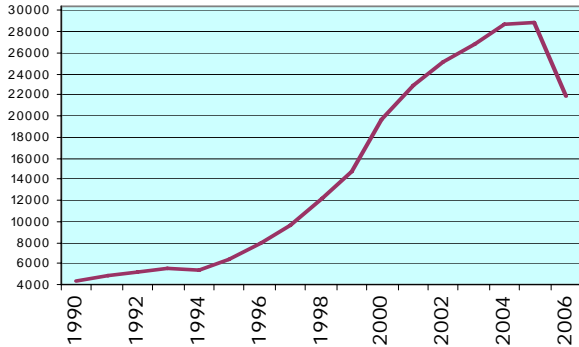


Sweden

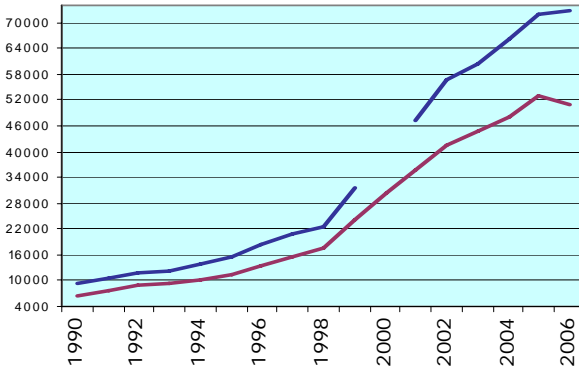


Countries with upward trend

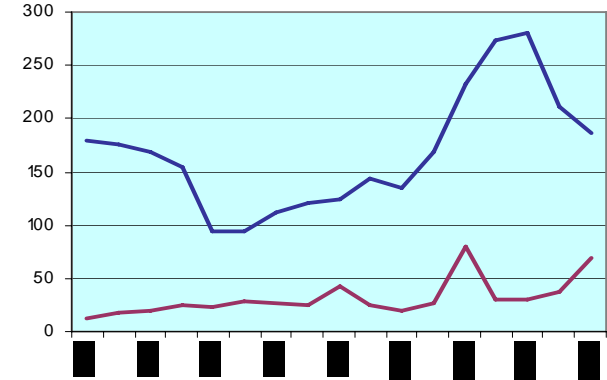
Spain



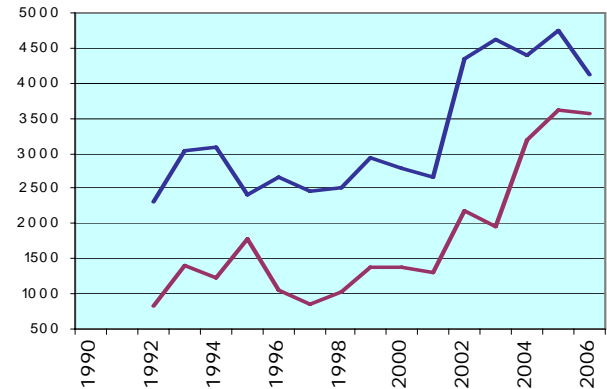
France




Luxembourg



Portugal



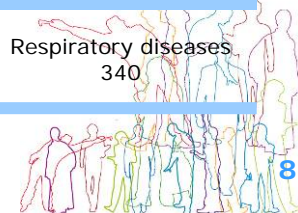
- Constant improved awareness of the possible link between diseases and occupational exposure
- Content of the list and criteria for recognition (preponderant part of MSDs)



Top 5 of most recognised diseases


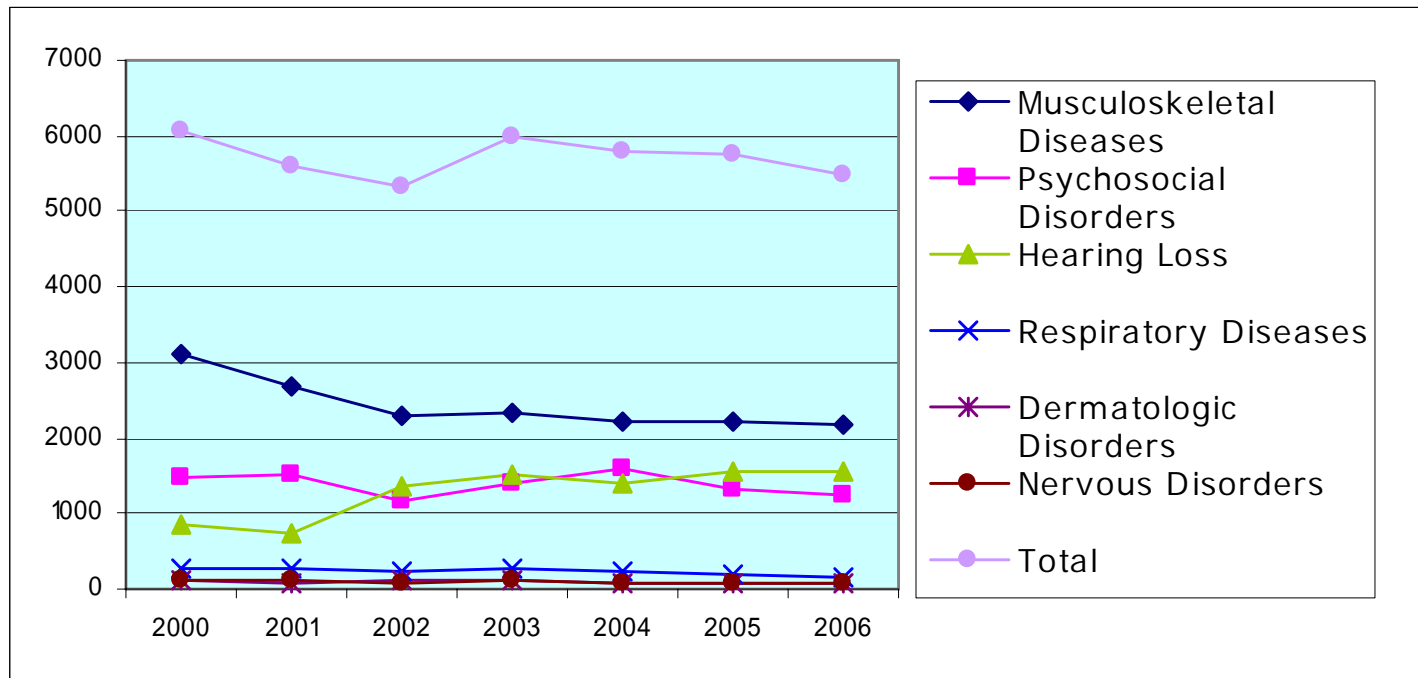
of the insurance against
accidents at work
and occupational disease

Country	N°1	N°2	N°2	N°4	N°5
Germany	Hearing loss 4,971	Asbestosis and pleural plaques 1,973	Mesotheliomas 903	Silicosis 870	Lung and larynx cancers caused by asbestos 817
Austria	Hearing loss 594	Skin diseases 220	Allergic bronchial asthma 109	Respiratory diseases (chemical agents) 81	Infectious diseases 66
Belgium (2005)	MSDs 338	Paralysis of nerves caused by pressure 293	Hearing loss 258	Skin diseases 256	Asbestos-related diseases 170
Denmark (2005)	Skin diseases 768	MSDs 593	Hearing loss 314	Respiratory diseases 241	cancers 135
Spain	MSDs 18,605	Skin diseases 1,405	Hearing loss 578	Infectious diseases 202	Asthma 172
France	MSDs 38,000	Asbestos-related diseases 6,615	Back pain 2,785	Hearing loss 1,056	Skin diseases 443
Italy	MSDs 2,647	Hearing loss 2,183	Respiratory diseases 873	Cancers 767	Skin diseases 465
Luxembourg	Infectious diseases	Asbestosis	Carpal tunnel syndrome	Periarticular diseases	Skin diseases
Portugal	MSDs	Hearing loss	Respiratory diseases	Skin diseases	Other diseases
Sweden	MSDs 3,126	Hearing loss 440	Psycho-social disorders 307	Diseases of the digestive system 221	Respiratory diseases 156
Switzerland	Hearing loss 855	Infectious diseases 760	Skin diseases 752	Disorders of the locomotor apparatus 583	Respiratory diseases 340

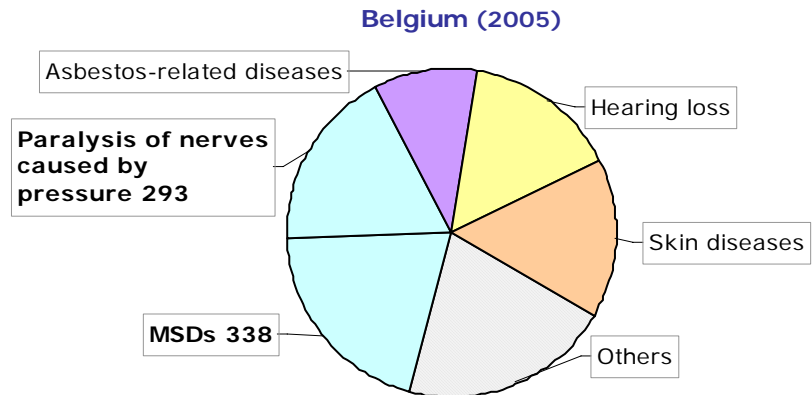
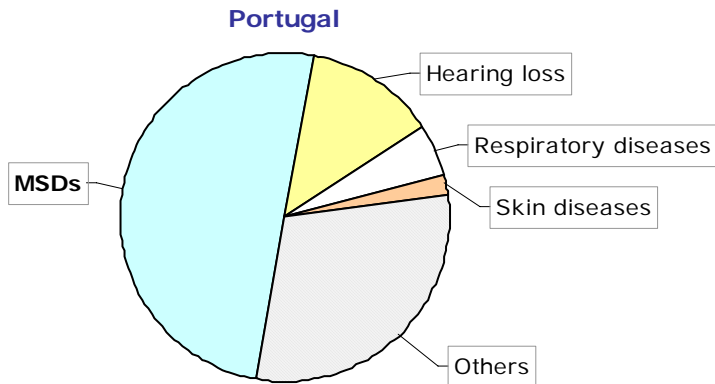
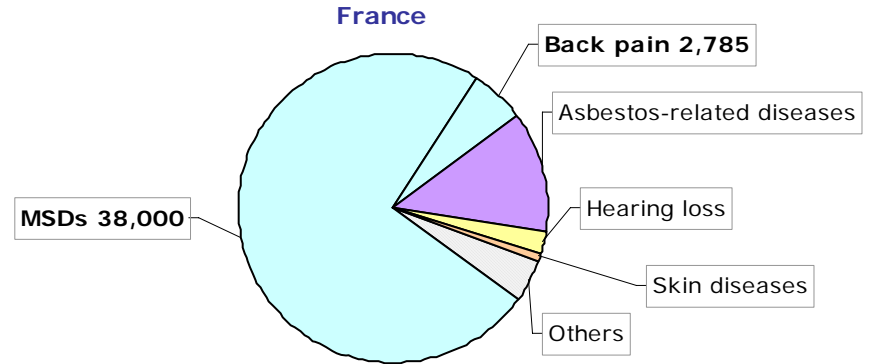
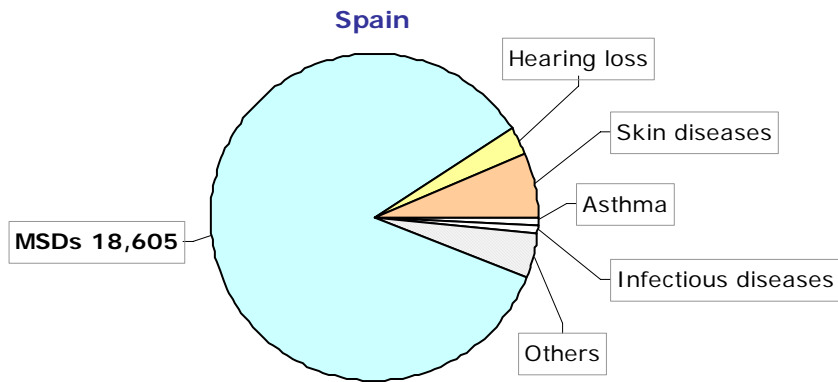


The Netherlands

Number of notifications of the six most frequent notified categories of work-related diseases in the period 2000-2006

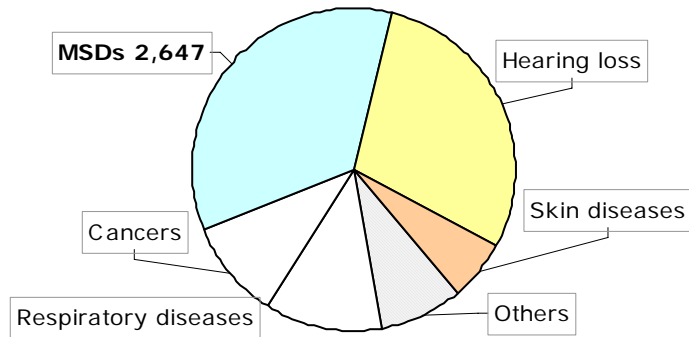


Countries where MSDs represent a major part of occupational diseases

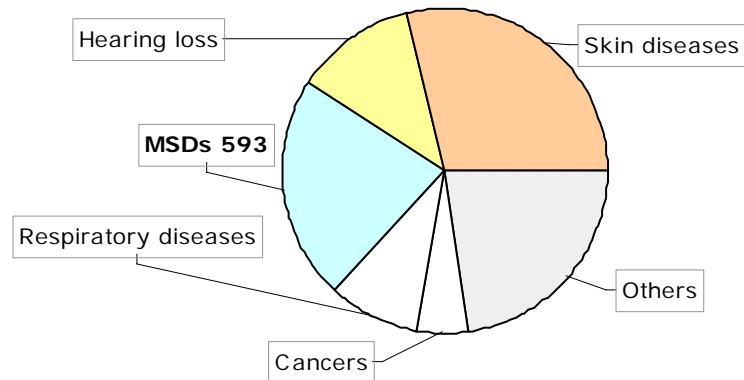


Countries where MSDs represent a moderate part of occupational diseases

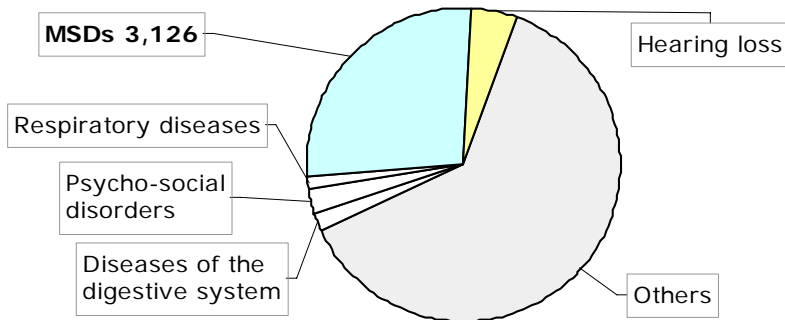
Italy




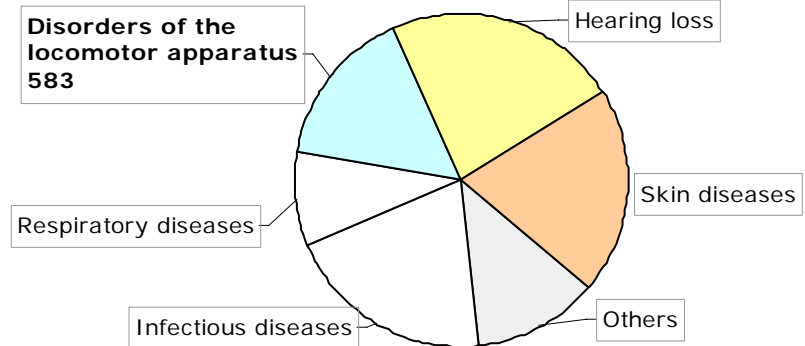
Denmark (2005)



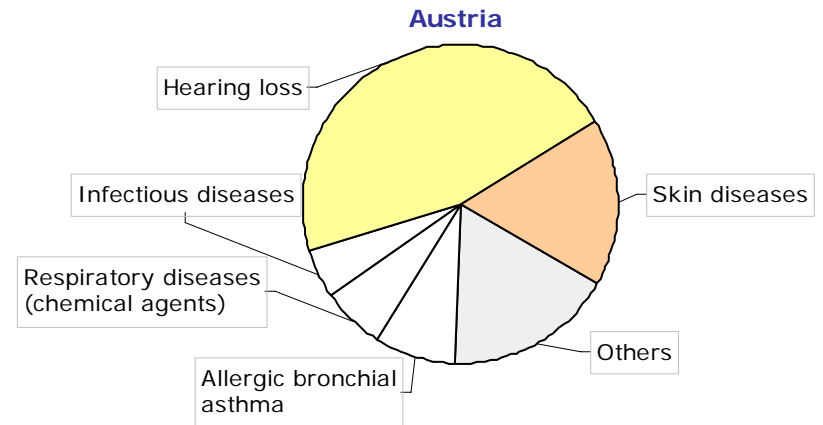
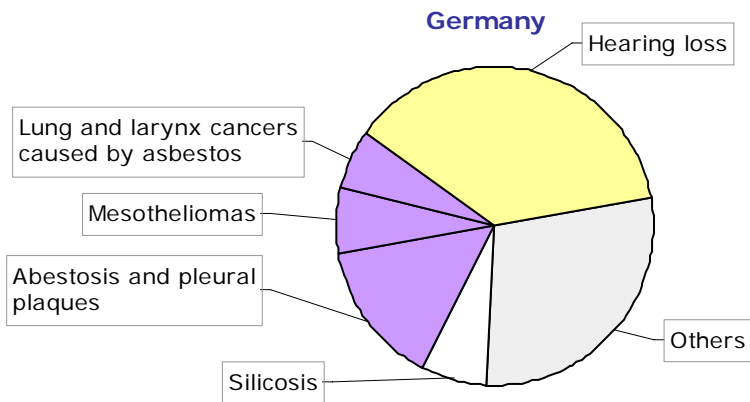
Sweden



Switzerland



Countries where MSDs represent a minor part of occupational diseases





Commission recommendation of 19 September 2003 concerning the European schedule of occupational diseases

- Carpal tunnel syndrome
- Diseases of the periarticular sacs due to pressure
- Pre-patellar and sub-patellar bursitis
- Olecranon bursitis
- Shoulder bursitis
- Diseases due to overstraining of the tendon sheaths
- Diseases due to overstraining of the peritendineum
- Diseases due to overstraining of the muscular and tendonous insertions
- Meniscus lesions following extended periods of work in a kneeling or squatting position
- Disc-related diseases of the lumbar vertebral column caused by the repeated vertical effects of whole-body vibration (annex 2)



Carpal tunnel syndrome

- System of list : Austria, Belgium, Denmark, Luxembourg, Spain, Finland, France, Switzerland, Portugal
- Proof system : Italy

Country \ Year	Year										% total cost ODs
	1997	1998	1999	2000	2001	2002	2003	2004	2005	2006	
Denmark	35	25	39	55	52	52	63	65	87	77	3.2%
France	3,907	4,517	5,664	7,374	8,446	10,147	11,293	12,460	14,250	13,770	20.1%
Italy	-	-	130	170	212	409	446	558	471	454	
Switzerland	16	18	10	8	14	9	13	14	8	8 (Suva)	< 1%

In Austria, carpal tunnel recognised cases and tenosynovitis recognised cases are registered under an only statistical code.

Austria	-	-	-	10	8	9	9	8	14	9	-
---------	---	---	---	----	---	---	---	---	----	---	---



Tenosynovitis/tendovaginitis

- System of list : Germany, Austria, Denmark, Spain, France, Finland, Luxembourg, Switzerland (*peritendinitis crepitans*), Portugal
- Proof system : Belgium, Italy

Year \ Country	Year										% total cost ODs
	1997	1998	1999	2000	2001	2002	2003	2004	2005	2006	
Denmark	21	28	25	24	21	22	21	26	31	31	1%
France	3,356	4,181	5,241	7,161	8,782	10,887	11,597	12,145	13,512	13,843	39.2%
Portugal	-	-	-	-	-	-	-	-	235	153	-
Switzerland	557	554	491	454	448	337	330	317	265	196 (Suva)	1.5%

In Austria, tenosynovitis recognised cases and carpal tunnel recognised cases are registered under an only statistical code.

In Italy, elbow tenosynovitis recognised cases and elbow bursitis recognised cases are registered under an only statistical code.


Austria	-	-	-	10	8	9	9	8	14	9	-
Italy	-	-	79	188	308	728	712	791	969	966	-



Disc-related diseases of the lumbar vertebral column

- System of list : Germany, Belgium, Denmark, France
- Proof system : Italy, Portugal, Switzerland
- Recognition not possible in Austria and Spain

Year	1997	1998	1999	2000	2001	2002	2003	2004	2005	2006	2007	% total cost ODs
Denmark	93	64	140	241	256	229	294	296	253	206	395	23.6%
France	3	130	2,235	2,608	2,812	2,897	2,928	2,872	2,986	2,785	-	13.7%
Switzerland	1	0	1	3	0	2	1	0	1	0 (Suva)	0	< 1%





Legal and practical developments 2002-2008

- Global reforms : Denmark (2005), Finland (current)
- New list of ODs : Spain (2007), Italy (2008)
- Compensation : asbestos fund in Belgium (2007), Luxembourg (in force in 2010)



Thank you for your attention

[www. Eurogip.fr](http://www.Eurogip.fr)

For further information :
kieffer@eurogip.fr

